

SUBMITTAL/TECHNICAL DATA SHEET



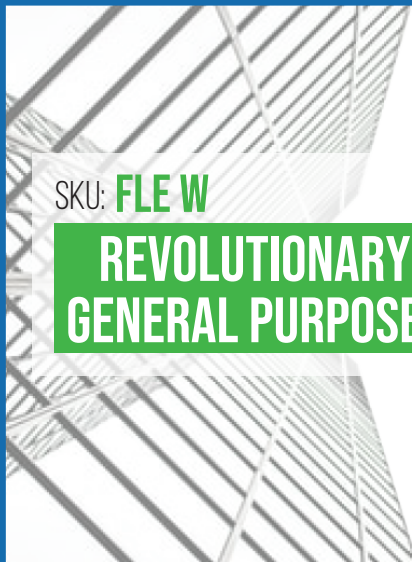
STANDARD OPTIONS

- MATERIAL:**
 Door panel: 20 gauge cold rolled steel
 Frame: 24 gauge galvanized steel frame with notched knock-over tabs
 Corners: Polymer
- HINGE:**
 No hinge type
 Concealed magnetic closure
- LOCK / LATCH:**
 4 magnets
 1 per polymer corner
- ADJUSTABLE FRAME:**
 Increments of 3/8 ths

FINISH:
 High quality white powder coat primer


CABLE:
 2 security cables

PACKAGING:
 • Individually wrapped
 • 4 doors per box
 • Pre assembled



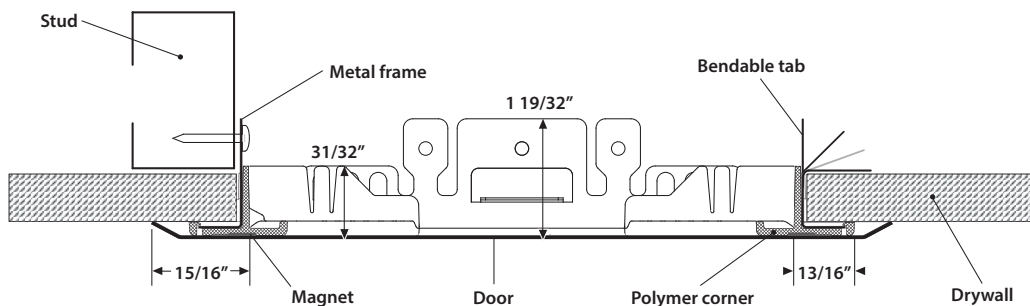
SKU: **FLE W**

REVOLUTIONARY ADJUSTABLE GENERAL PURPOSE ACCESS DOOR



INSTALLATION

>> CLICK TO VIEW ADDITIONAL DETAILS AND PRICING <<



DIMENSIONS AND APPEARANCE

For a complete list of options visit www.AccessDoorsAndPanels.com

PRODUCT CODE	FOR OPENINGS W" x H"		SHIPPING WEIGHT		PANEL SIZE	UPC CODE/ 1 DOOR	UPC CODE/ PKG. OF 4
	INCHES	(MM)	LBS	KG			
FLE 6.5x8-W	6.5 x 6.5	(165 x 165)	7	3.80	10 1/4 x 10 1/4	764728451383	10764728451380
FLE 10.5x12-W	10.5 x 10.5	(266 x 266)	13	5.90	14 1/4 x 14 1/4	764728451390	10764728451397
FLE 14x15.5-W	14 x 14	(355 x 355)	17.48	7.93	17 3/4 x 17 3/4	764728451055	10764728451052

Scan or Click

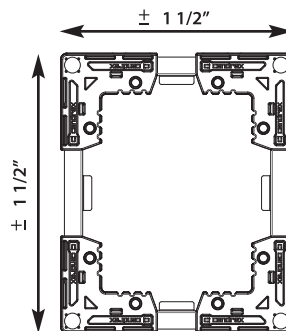


To view Pricing and Additional Product Info.



ADJUSTABLE TO DIFFERENT OPENING SIZES

FOR SQUARE OR RECTANGULAR OPENINGS



PROJECT DATA

Custom Sizes Available - Fast!

PROJECT NAME :	QTY	W	H	OPTIONS
ARCHITECT :				
DEALER :				
CONTRACTOR :				
LOCATION :	SPECIAL INSTRUCTIONS :			
DATE :				
TAGGING INSTRUCTIONS :	SUBMITTAL APPROVAL : (signature or stamp)			

LEED READY: THIS PRODUCT CONTRIBUTES TO LEED® CREDITS



TELEPHONE:
 1-888-457-1275
 FAX:
 1-888-626-2907



PO BOX 66738 #76520,
 SAINT LOUIS, MO
 63166-6738
 USA



WEBSITE:
www.AccessDoorsAndPanels.com
 E-MAIL:
info@AccessDoorsAndPanels.com